

KINGSWAY PRISON & FAMILY OUTREACH

Profit & Loss

April 21 through July 21, 2021

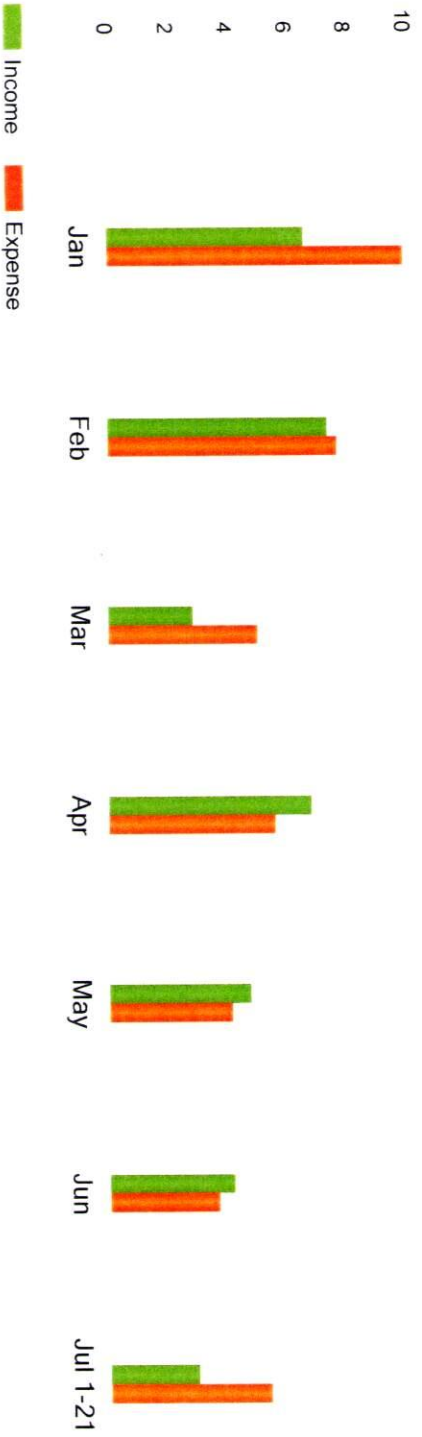
	Apr 21 - Jul 21, 21
Income	
4000 · DONATIONS	
4001 · Income; Donations	19,745.56
4008 · Bank Info.	
4012 · Professional Fee; Bank Charge	-72.00
Total 4008 · Bank Info.	-72.00
4000 · DONATIONS - Other	8,985.75
Total 4000 · DONATIONS	28,659.31
Total Income	28,659.31
Expense	
5000 · OFFICE EXPENSE	
4020 · Bank Charges/ Pay Pal	43.51
5001 · Office Equipment Cost	901.86
5002 · Occupancy, Insurance	315.98
5003 · Postage	428.83
5004 · Printing, Paper, Ink	1,447.65
5005 · Office Rent	3,205.75
5008 · Maintenance	350.00
5010 · Utilities, Electric	319.70
5011 · Utilities, Phone & Internet	661.26
Total 5000 · OFFICE EXPENSE	7,674.54
5500 · INSIDE MINISTRY	
5506 · Publications, Literature, Tapes	83.58
Total 5500 · INSIDE MINISTRY	83.58
6000 · FAMILY & RE-ENTRY	
5508 · Maintenance; Car Insurance	984.38
5509 · Maintenance; Auto & Gas	258.57
6004 · Housing	19,297.70
6005 · Rent, Storage Building	74.00
6009 · Utilities, Phone	456.48
6012 · Food	631.05
6019 · Clothing & Work Boots	140.03
6022 · Professional Fee, DMV, ID	270.75
6000 · FAMILY & RE-ENTRY - Other	40.00
Total 6000 · FAMILY & RE-ENTRY	22,152.96
Total Expense	29,911.08
Net Income	-1,251.77

Account Balance

1st Citizens Savings	11,176.80
1st Citizens Re-entry Program	62.23
1st Citizens Office	198.20
1st Citizen Pay Pal	2,684.30
BBT Re-entry	396.63
BBT Office	2,029.77
BBT Apple	4,443.61
Pendleton Community Bank Re-entry	3,589.80
	<u>24,581.34</u>

Income and Expense Trend

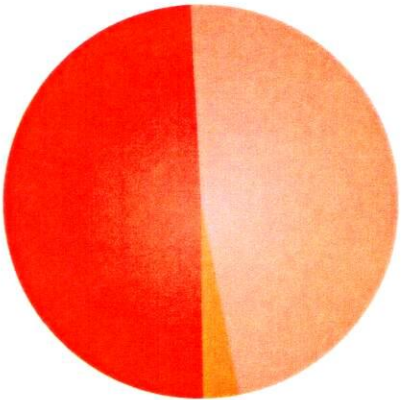
\$ in 1000s



Last year-to-date

Expense Breakdown

Last quarter-to-date




Total: \$4,470.84

Prev Year Income Comparison

DONATIONS

\$ in 1000s



Yearly